


Tantalum Product - TPM Series multianode



PRODUCT SPECIFICATIONS :

| | | |
|--|------------------------------|------|
| Nominal Capacitance @ 120Hz | 680 μ F | |
| Capacitance Tolerance (*) | K = \pm 10%; M = \pm 20% | |
| Rated Voltage DC (V _R) | \leq 85°C | 6.3V |
| Category Voltage DC (V _C) | \leq 125°C | 4V |
| Surge Voltage (V _S) | \leq 85°C | 8V |
| | \leq 125°C | 5V |
| Temperature Range | -55°C to +125°C | |
| Direct Leakage Current max. @ V _R | 40.8 μ A | |
| Disipation Factor max. @ 120Hz | 6% | |
| ESR max. @ 100kHz | 0.018Ohm | |
| Typical weight (E case) | 531mg | |



Moisture sensitivity level: meets MSL 3

Reflow specification: meets J-STD-020C standard

Meets requirements of AEC-Q200

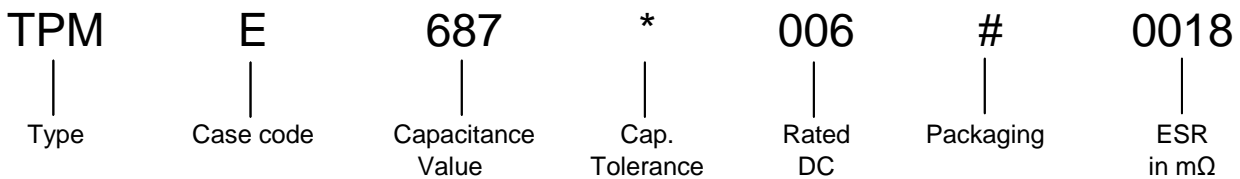
100% surge current tested

All technical data relates to an ambient temperature of +25°C, Capacitance and DF are measured at 120Hz, 0.5RMS with DC bias of 2.2V. DCL is measured at rated voltage after 5 minutes

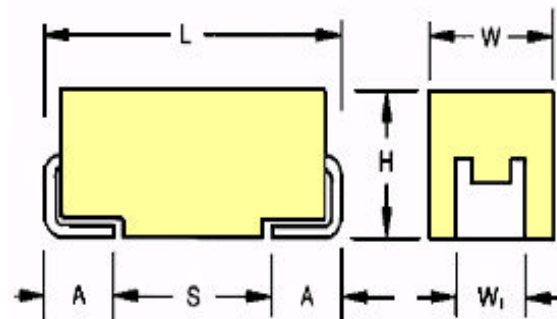
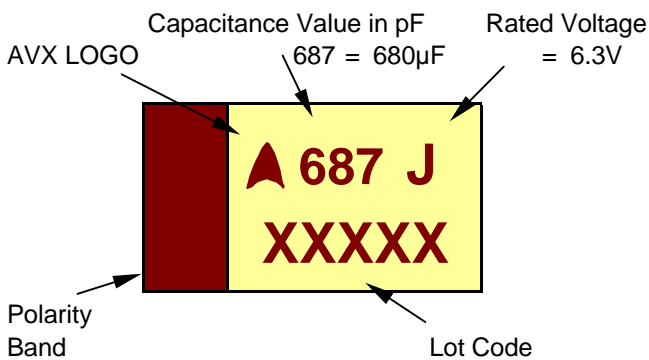
The EIA and CECC standards for low ESR solid Tantalum capacitors allow an ESR movement to 1.25 times catalogue limit post mounting AVX reserves the rights to supply higher voltage rating in the same case size, to the same reliability standards

| RMS value of Ripple Current (mA) @100kHz | | | RMS value of Ripple Voltage (mV) @100kHz | | |
|---|------|-------|---|------|-------|
| 25°C | 85°C | 125°C | 25°C | 85°C | 125°C |
| 3873 | 3486 | 1549 | 70 | 63 | 28 |

HOW TO ORDER:



DRAWING AND DIMENSIONS:



Tantalum Product - TPM Series multianode



CASE DIMENSIONS: millimetres

| Case | | L ±0.2 | W +0.2 –0.1 | H +0.2 –0.1 | A +0.3 –0.2 | S min. | W1 ±0.2 |
|---------|-----|--------|-------------|-------------|-------------|--------|---------|
| EIA | AVX | | | | | | |
| 7343-43 | E | 7.3 | 4.3 | 4.1 | 1.3 | 4.4 | 2.4 |

PACKAGING INFORMATION:

| Reel Size (#) | R = 7" Reel | S = 13" Reel | A = 7" Reel Gold Plated Termination | B = 13" Reel Gold Plated Termination |
|---------------|-------------|--------------|--|---|
| Quantity | 400 | 1500 | 400 | 1500 |
| Tape Width | 12mm | 12mm | 12mm | 12mm |



A KYOCERA GROUP COMPANY

AMERICAS

AVX Myrtle Beach, SC
Tel: 843-448-9411

AVX Northwest, WA
Tel: 360-669-8746

AVX North Central, IN
Tel: 317-848-8114

AVX Midwest, MN
Tel: 952-974-9155

AVX Mid/Pacific, CA
Tel: 408-436-5400

AVX Northeast, MA
Tel: 617-479-0345

AVX Southwest, AZ
Tel: 602-539-1496

AVX South Central, TX
Tel: 972-669-1223

AVX Southeast, GA
Tel: 404-608-8151

AVX Canada
Tel: 905-238-3151

AVX South America
Tel: 55-11-2193-7200

EUROPE

AVX Limited, England
Tel: +44 (0) 1252 770000

AVX S.A.S. , France
Tel: +33 (0) 69-18-46-00

AVX GmbH, Germany
Tel: +49 (0) 8131 9004-0

AVX SRL, Italy
Tel: +39-02-614-571

AVX Czech Republic
Tel: +420 57 57 57 521

AVX/ELCO England Ltd.
Tel: +44 (0) 1638-675000

ELCO Europe GmbH
Tel: +49 (0) 2741 299 0

ELCO Europe GmbH
Tel: +49 (0) 2741 299 0

ASIA-PACIFIC

AVX/Kyocera (S) Pte Ltd, Singapore
Tel: 65-6286 7555

AVX/Kyocera Asia Ltd., Hong Kong
Tel: 852-2363 3303

AVX/Kyocera Yuhan Hoesa, South Korea
Tel: 82-2785 6504

AVX/Kyocera HK Ltd., Taiwan
Tel: 886-2-2698 8778

AVX/Kyocera (M) Sdn Bhd, Malaysia
Tel: 60-4228 1190

AVX/Kyocera International Trading
Co. Ltd, Shanghai
Tel: 86-21-6215 5588

AVX/Kyocera Asia Ltd, Shenzhen
Tel: 86-755-3336 0615/6

AVX/Kyocera International Trading Co. Ltd,
Beijing
Tel: 86-10-6588 3528

AVX/Kyocera India Liaison Office
Tel: 91-80-6450 0715

ASIA-KED (KYOCERA Electronic Devices)

KED Hong Kong Ltd
Tel: (852) 2305 1080

KED Hong Kong Ltd, Shenzhen
Tel: (86) 755 3398 9600

KED Company Ltd, Shanghai
Tel: (86) 21 6217 1201

KED Hong Kong Ltd, Beijing
Tel: (86) 10 5869 4655

KED Taiwan Ltd
Tel: (886) 2 2950 0268

KED Korea Yuhan Hoesa, South Korea
Tel: (82) 2 783 3604/ 6126

KED (S) Pte Ltd, Singapore
Tel: (65) 6255 3122

KYOCERA Corporation, Japan
Tel: (81) 75 604 3449

Issued by: Technical Marketing Group
Tantalum Division
AVX Czech Republic

Technical assistance: techsales-tantalum@eur.avx.com
More details at www.avxta.com

Version: 03/2009

NOTICE: Specifications are subject to change without notice. Contact your nearest AVX Sales Office for the latest specifications. All statements, information and data given herein are believed to be accurate and reliable, but are presented without guarantee, warranty, or responsibility of any kind, expressed or implied. Statements or suggestions concerning possible use of our product are made without responsibility or warranty that any such use is free of patent infringement and are not recommendations to infringe any patent. The user should not assume that all safety measures are indicated or that other measures are indicated or that measures may not be required. Specifications are typical and may not apply to all applications.